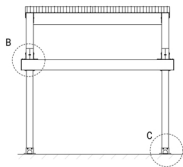
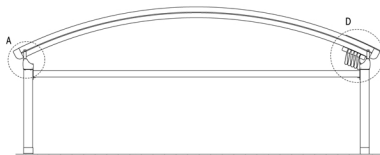


SUNTECH

luna XL [LXLIDb]

installation details (b)



4 1/16"
5 1/4" min
7 3/16" max

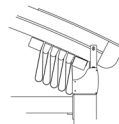
Detail A

3 3/16"
6° min
40° max

Detail B

5 11/16" 6 7/8"

Detail C



Detail D

For additional technical information : Tel. 954 317 3862
www.SuntechDesigns.com